

دراسة حول واقع ذوي الاحتياجات الخاصة الملتحقين بجامعة القدس المفتوحة

:

2003 97.1
91.3 108

(14-0)

65
(64-15)

()

1997 -

%1.9

%1.8

%1.6

%30.2

%14.6

- 1987

1993

.2000/9/29

32

1396

2001/7/24

499

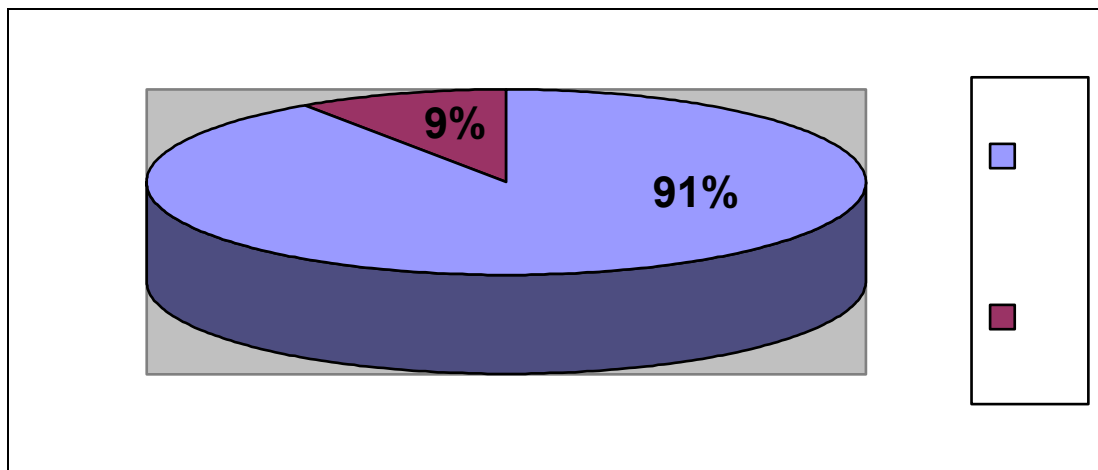
18

2003/4/15

%.5.2

%94.8

2003/4/15



<http://www.pna.org/moh/>

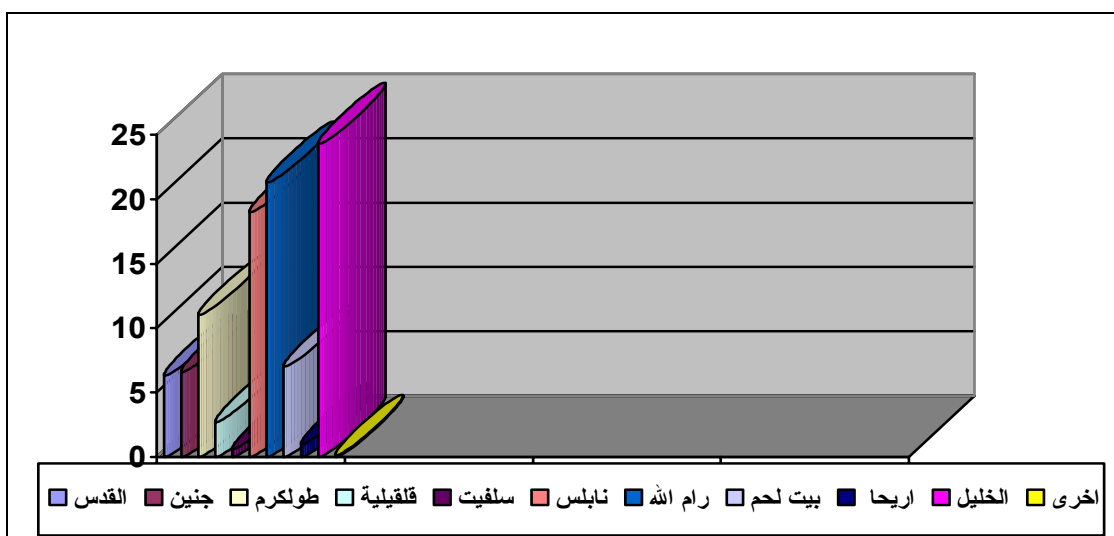
:

3,243)

687

(

2003/4/15



<http://www.pna.org/moh/>

:

✓

✓

✓

✓

✓

✓

✓



(24-10)

2025

2000

%32

2025 %32.2

2003/4/15

%39.8

(29-19)

(17-10)

%23.7

" :

"

"

"

5

9

4

	38	75.7		
	6	57.6		
	39	59.8		
	82	60.1		
	-			
	24	50.5		
	106	70.7		
	13	49		
	37	59.8		

4

5

4

5

3

10

13

-10)

(24

	10	64.5		
	41	50.9		
	37	60.1		
	46	60.2		
	10	70		
	60	63.3		
	39	61.2		
	21	57.8		
	12	68.7		
	82	62.8		
	10	62.6		
	-			
	0	35		

6 5 6
6 4
6 4

15 3 14 17
2

5 5 10
2 3

" 2

." / "

"

" " 2

." "

4 5 9

	66	60		
	77			
	61	75		
	64	96		
	82	12		
	91	2		
	32	59		
	64	17		
	12	61		

%96

" "

"

"

.

.

■

8

11

3

.

.

9

12

6

3

.

4

5

3

2

" "

	30	62		
	5	64		
	3	55		
	25	56		
	0	0		

2 3 5

8 9

	15	54		
	9	58		
	18	62		
	52	55		
	5	72		
	60	56		
	10	57		
	10	57		
	0	39		

					/
-	2	1	6	9	
-	1	-	-	1	
-	-	2	3	5	
-	-	2	3	5	
-	2	7	4	13	
-	-	2	4	6	
-	-	1	1	2	
-	-	2	15	17	
-	-	-	10	10	
-	-	-	2	2	
-	-	-	2	2	
-	-	3	6	9	

-	-	-	1	1	
-	-	3	8	11	
2	-	1	9	12	
-	-	-	5	5	
-	-	1	4	5	
-	-	-	9	9	
2	5	25	92	124	

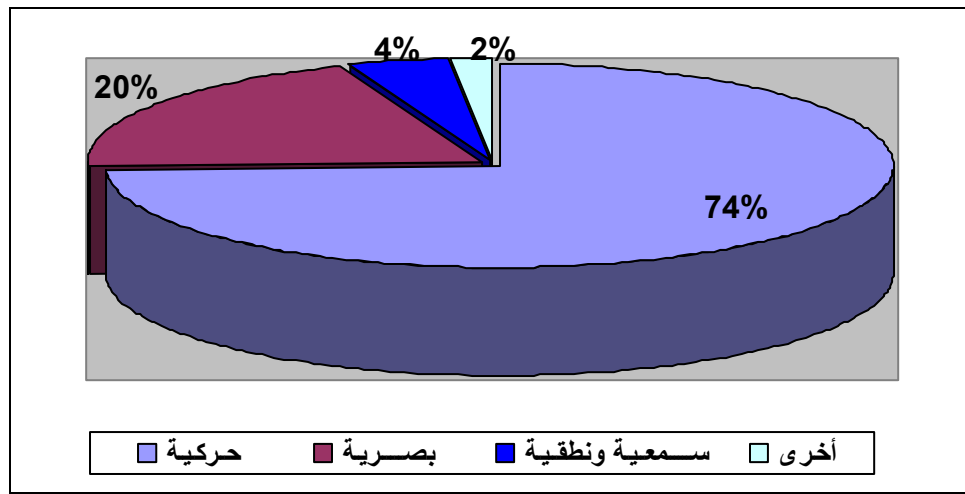
(124)

%74.1

%20.1

%1.6

%4.2



(50)

○

○

○

○

○

○

2001

(6)

.1999

-

.2025- 1997

<http://www.pna.org/moh/>